



Barbados Boy Scouts Association

NATIONAL UNIFORM REGULATIONS 2011

SCOUTS

There are three (3) uniforms approved for use by the members of the Scout Section of the Barbados Boy Scouts Association. They are the Scout Uniform, the Sea Scout Uniform and the Activity Wear Uniform. The Scout Uniform is only worn by Scouts and the Sea Scout Uniform only by Sea Scouts. The Activity Wear Uniform is worn by both Scouts and Sea Scouts. The Scout and Sea Scout Uniforms are the only uniforms which must be worn at all ceremonial events and activities. For all other events and activities, the leader-in-charge will determine the type of uniform to be worn.

THE SCOUT AND SEA SCOUT UNIFORMS

THE SCOUT UNIFORM

The Scout Uniform consist of a khaki short-sleeved Scout shirt, navy blue long Scout pants, navy blue/black socks, black laced-shoes, green beret, Scout beret pin, Scout belt, scarf, woggle, white lanyard, whistle (optional), Scout Membership Badge, Barbados Badge, Group Nametape, District Badge, Patrol Badge and a green sash (only worn after the Scout has earned four (4) proficiency badges).

THE SEA SCOUT UNIFORM

The Sea Scout Uniform consist of a white short-sleeved Scout shirt, navy blue long Scout pants, navy blue/black socks, black laced-shoes, dark blue beret, Sea Scout beret badge, Scout belt, scarf, woggle, white lanyard, boatswain's pipe (optional), Scout Membership Badge, Barbados Badge, Group Nametape, District Badge, Patrol Badge and a dark blue sash (only worn after the Sea Scout has earned four (4) proficiency badges).



THE BERET

The beret is worn snugly on the head with the binding just below the top of the forehead. It is positioned with the pin/badge over the left eye and the beret sloped to the right.

The beret pin is inserted at the front of the beret, on the left side of the badge holder, so that the bottom of the pin is $\frac{1}{2}$ " above the binding of the beret. It is secured on the inside of the beret using the clasp provided with the pin. It should be noted that the pin should be inserted slightly askew so that when the beret is worn, the pin is upright.



The Sea Scout beret badge is securely attached at the front of the beret, on the left side of the badge holder, so that the bottom of the badge is $\frac{1}{2}$ " above the binding of the beret. It should be noted that the badge should be attached slightly askew so that when the beret is worn, the badge is upright.

THE SHOES

The shoes worn with the uniform must be black laced shoes which can be polished. The shoes should not have any designs or patterns on them. When worn with the uniform, any tassels or tags must be removed. There should be no visible brand/manufacturer's names unless they are embossed in the material with no additional colour(s) added. Boots may be worn as long as they comply with the above stipulations.

THE SCARF

The scarf is rolled and worn around the neck. It is secured at the front with the woggle as close to the top button of the shirt as is comfortable. Before it is rolled, the scarf should first be ironed. The scarf is rolled from the base to the apex leaving approximately 4-6 inches unrolled. When worn, the top of the unrolled

2 BARBADOS BOY SCOUTS ASSOCIATION

portion should touch the back of the shoulders as shown in the diagram.

Unless otherwise instructed, the Group Scarf is to be worn by the Scout when he is in Uniform.

THE LANYARD

The lanyard is worn around the neck (under the scarf) with the loose end in the left shirt pocket. If the Scout has a whistle it should be attached to the end of the lanyard.



THE SASH

The sash is worn from the right shoulder to the left hip and is worn under the scarf. The centre of the sash is worn under the right epaulette with the ends crossed under the belt. The method of crossing the ends of the sash is dependant on the placement of the belt tabs on the Scout's pants. If there is a tab on the seam of the pants, then the ends of the sash are placed under the belt on either side of the tab and crossed under the tab (a small safety pin should be used on the underside to keep the sash crossed). If the tabs are on either side of the seam, then the ends of the sash are placed under the belt between the two tabs and crossed under the belt.



IDENTIFICATION BADGES

The Scout **Membership Badge** is worn on the left shirt pocket. The badge is to be centred between the bottom of the pocket flap and the bottom of the pocket.

The **Barbados Badge** is worn above the right shirt pocket. The centre of the badge is aligned with the centre of the pocket with the bottom of the badge $\frac{3}{4}$ " above the top of the pocket. If the Scout wears a sash, then a second Barbados Badge is worn on the sash. The badge is centred on the sash with the top of the badge 2" below the centre of the epaulette.

If the Scout is an Assistant Patrol Leader, Patrol Leader or Senior Patrol Leader, then the appropriate **Leadership Badge** is worn on the left shirt pocket under the Scout Membership Badge. The badge is centred on the pocket with the top of the badge immediately below the Scout Membership Badge.

The **Group Nametape** is worn on the right shirt sleeve. The centre of the tape is aligned with the centre of the sleeve with the top of tape just below the seam.

The **District Badge** is worn on the right shirt sleeve. The centre of the badge is aligned with the centre of the sleeve with the top of the badge 3" below the top seam.

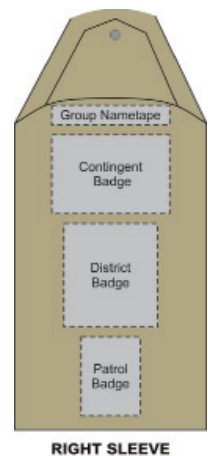
The **Patrol Badge** is worn on the right shirt sleeve. The centre of the badge is aligned with the centre of the sleeve with the bottom of the badge at the top of the hem of the sleeve.

PROGRAMME BADGES

The **Progressive Training Award Badge** (Track, Trail, Course, Traverse or Chief Scout's Award) indicating the stage that the Scout is at, is worn on the right shirt pocket. The badge is to be centred between the bottom of the pocket flap and the bottom of the pocket. Only one Progressive Training Award Badge can be worn at any one time.

If the Scout had earned the **Moving On Badge** (Cub Scouts → Scouts) while he was a Cub Scout then he is entitled to wear the badge on his Scout uniform until such time that he earns the Moving On Badge (Scouts → Venture Scouts). The Moving On Badge is initially worn on the right shirt pocket flap. It is to be centred on the pocket flap. After the Scout starts to wear a sash, the Moving On Badge is then worn on the sash under the Barbados Badge. The badge is centred on the sash with the top of the badge $\frac{1}{2}$ " below the bottom of the Barbados Badge. If the Scout has a Mahogany Award Badge on his Sash, then the Moving On Badge is worn $\frac{1}{2}$ " below the bottom of the Mahogany Award Badge.

Challenge Award Badges are worn on the sash below the Barbados Badge. The badges are worn in a 2-1-2 configuration as shown in the diagram. The first two (2)



badges are centred side-by-side on the sash with the tops of the badges 1" below the bottom of the Barbados Badge. If the Scout has a Moving On Badge on his Sash, then the Challenge Award Badges are worn 1" below the bottom of the Moving On Badge.

If the Scout earns the **Leadership Award**, then the Leadership Award Badge is worn on the right shirt pocket flap.

If the Scout earns the **Patrol Activity Award**, then the Patrol Activity Award Badge is worn on the sash. The badge is to be centred on the sash in the space above the Challenge Badges.

PROFICIENCY BADGES

Proficiency Badges are worn on the left shirt sleeve until the Scout has earned his fourth Proficiency Badge. The centre of the first badge is aligned with the centre of the shirt sleeve with the top of the badge 2" below the top seam. Subsequent badges are worn below the previous badge. The centre of the badges are aligned with the centre of the shirt sleeve with the top of the badge touching the bottom of the previous badge.

After earning his fourth Proficiency Badge, the badges are worn on the sash instead of the left shirt sleeve. The badges are worn on the sash below the Barbados Badge. The first two (2) badges are centred side-by-side on the sash with the tops of the badges 1" below the bottom of the Barbados Badge (or Mahogany Award Badge or Moving On Badge if the Scout has them on his sash). If the Scout has Challenge Award Badge(s) on his Sash, then the first two (2) badges are worn with the tops of the badges ½" below the bottom of the last Challenge Award Badge.

The Proficiency Badges are grouped by shape: diamond and round. The diamond-shaped badges are worn first in a 2-1-2 configuration followed by the circular-shaped badges in twos as shown in the diagram. A ½" space is left between the last diamond-shaped badge(s) and the first circular-shaped badges.

Staged Proficiency Badges are worn with the other Proficiency Badges. However it should be noted that only the badge for the highest achieved stage is worn on the Sash.


SPECIAL BADGES

If the Scout had earned the **Mahogany Award** while he was a Cub Scout then he is entitled to wear the small version of the Mahogany Award Badge on his sash until such time that he earns his Chief Scout Award. The badge is centred on the sash with the top of the badge ½" below the bottom of the Barbados Badge.

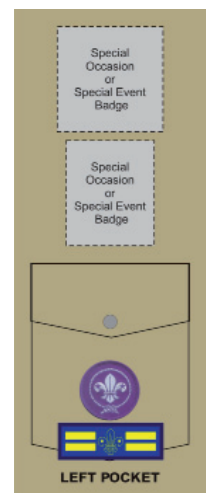
If the Scout is the member of a contingent travelling overseas and the contingent has a **Contingent Badge**, then the Contingent Badge is worn on the right sleeve. The centre of the badge is aligned with the centre of the sleeve between the Group Nametape and the District Badge. Contingent Badges can be worn on the uniform for up to one (1) year after the event unless otherwise directed by Headquarters. Only one Contingent Badge can be worn at any one time.

If a badge has been issued to commemorate a special occasion (e.g. anniversary, period, etc.) and it has been approved by Headquarters to be worn on the uniform, then the **Special Occasion Badge** is worn above the left shirt pocket. The centre of the badge is aligned with the centre of the pocket and the bottom of the badge is to be ½" above the top of the pocket. Special Occasion Badges can be worn on the uniform for up to one (1) year after the event unless otherwise directed by Headquarters. Only one Special Occasion Badge can be worn at any one time.

If a badge has been issued to commemorate a special event (e.g. Jamboree, camp, conference, etc.) which the Scout has attended and it has been approved by Headquarters to be worn on the uniform, then the **Special Event Badge** is worn above the left shirt pocket. The centre of the badge is aligned with the centre of the pocket and the bottom of the badge is to be ½" above the top of the pocket. If the Scout is wearing a Special Occasion Badge, then the Special Event Badge is worn above the Special Occasion Badge. In this case, the bottom of the badge is to be ¼" above the top of the Special Occasion Badge. Special Event Badges can be worn on the uniform for up to one (1) year after the event



LEFT SLEEVE



LEFT POCKET

4 BARBADOS BOY SCOUTS ASSOCIATION

unless otherwise directed by Headquarters. Only one Special Event Badge can be worn at any one time.

FLAG BEARERS & ESCORTS

If the Scout has been assigned to carry a Flag then he should wear a flag belt with his uniform when he is carrying the Flag. The flag belt should be brown or black in colour. If it is a National Flag that is being carried then a white flag belt can be worn.

The flag belt is worn over the left shoulder to the right hip. It is secured under the epaulette on the shoulder and under the Scout belt at the waist. The cup on the flag belt is worn at the front to the right of centre as shown below.

The Flag Bearer and the Escorts can also wear white gloves. The gloves must be white only and should not go past the wrist. Gauntlets are not to be used.



THE NATIONAL SCARF

If the Scout has been selected by Headquarters to represent the Association at an event or activity, then Headquarters may grant permission for the Scout to wear the National Scarf. The National Scarf is to be only worn for the period designated by Headquarters and at no other time.

MOURNING

If a member of the Scout Association has died or if Headquarters has declared a period of mourning, then a black band is worn around the left arm to denote mourning. The band is worn until the day of the funeral. The band, which should be 1¼" - 1½" wide, is worn at the bottom of the left sleeve.

THE ACTIVITY WEAR UNIFORM

The Activity Wear Uniform consist of a Scout Activity T-shirt, dark coloured pants, socks, "soft-wear"/boots, Scout Activity hat, and white lanyard with whistle (optional). Depending on the activity, the Leader-in-charge can stipulate that a scarf and woggle be worn.

NATIONAL ACTIVITY WEAR UNIFORM

For the National Activity Wear Uniform the Scout Activity T-shirt must be royal blue with the Association's logo printed/embroidered on the left-breast of the T-shirt. The name/logo of any sponsors are to be printed on the right sleeve only. The Scout Activity hat must have a brim and must be navy blue with the Association's logo printed/embroidered on the front of the hat.

National Activity Wear T-shirts can be adapted to mark special occasions and events or by Scout Groups as their activity T-shirt. This would reduce the number of activity T-shirts a Scout would have to purchase. For the T-shirt to be still considered National Activity Wear only the follow adaptation is allowed. Two lines of text can be added under the Associations logo detailing the special event, occasion or Group # and name. The two lines of text should not exceed 4" x 1".

National Activity Wear T-shirts can also be adapted by Districts as their activity T-shirt and to mark special occasions and events. For the T-shirt to be still considered National Activity Wear only the follow adaptations are allowed. The District logo can be added on the right-breast of the Shirt and two lines of text can be added under the Associations logo detailing the special event or occasion. The two lines of text should not exceed 4" x 1".



OTHER ACTIVITY WEAR UNIFORMS

Scout Activity T-shirts and hats can be produced by Scout Groups and Districts for use at their activities. They can also be produced for special events and occasions. Any appropriate colours and styles can be used. However, the name/logo of any sponsors are to be printed on the right sleeve only.